

BRITISH SHORTHAIRES

The British Shorthair

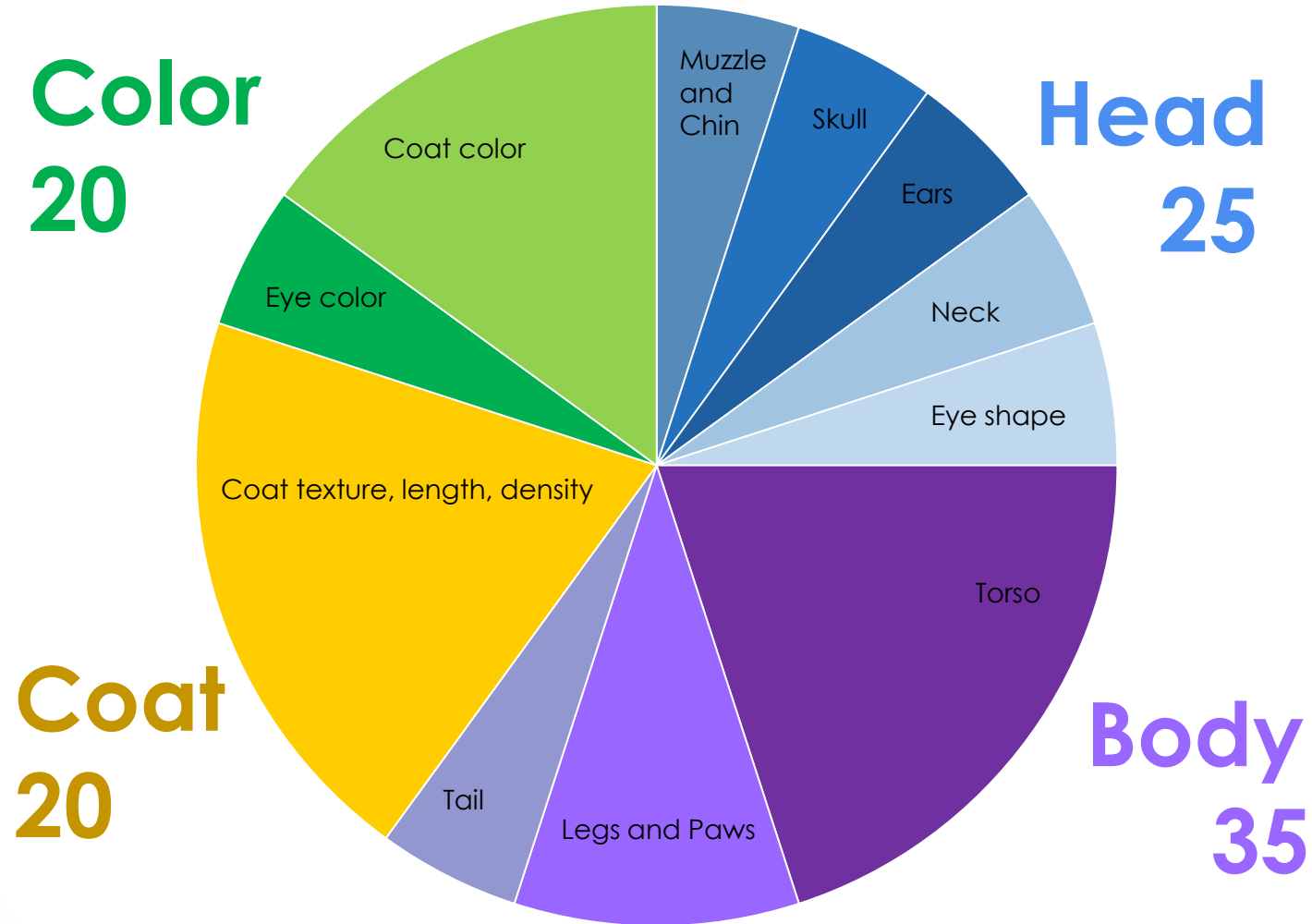
- **General**

- The British Shorthair is compact, well-balanced and powerful, showing good depth of body, a full broad chest, short to medium strong legs, rounded paws, tail thick at base with a rounded tip. The head is round with good width between the ears, round cheeks, firm chin, medium ears, large round and well-opened eyes, and a medium broad nose. The coat is short and very dense. Females are less massive in all respects, with males having larger jowls. This breed takes a full 3-5 years to reach full maturity and development. Individuals should convey an overall impression of balance and proportion in which no feature is exaggerated to foster weakness or extremes.

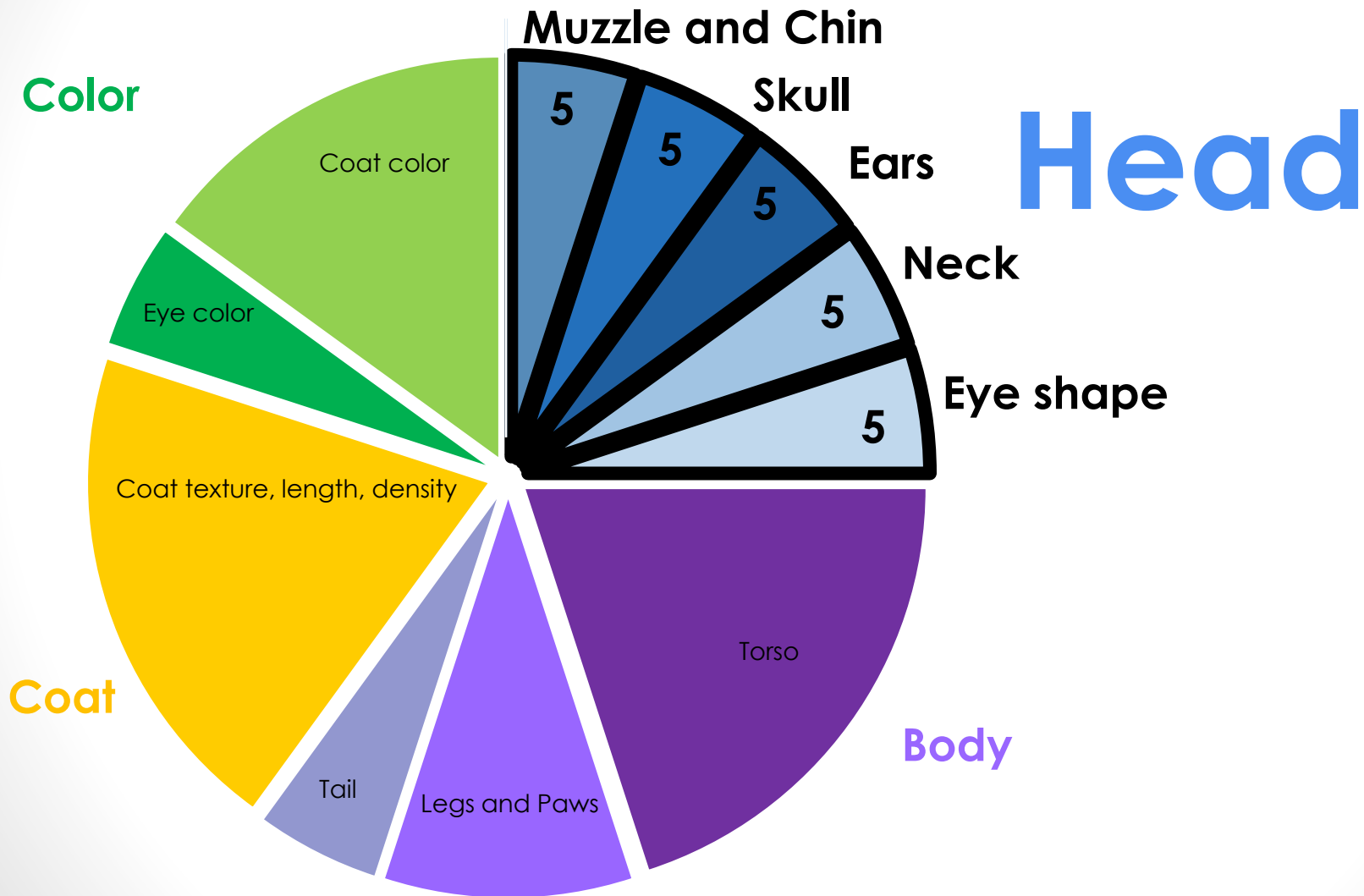
Point Score

- **HEAD (25)**
 - Muzzle and Chin 5
 - Skull 5
 - Ears 5
 - Neck 5
 - Eye shape 5
- **BODY (35)**
 - Torso..... 20
 - Legs and Paws. 10
 - Tail 5
- **COAT (20)**
 - Texture, length, and density..... 20
- **COLOR (20)**
 - Eye color 5
 - Coat color 15

Total Point Score – 100 Points



Head – 25 Points



British Shorthair Head – 25 Points

- **Muzzle and Chin (5 points)**
 - Distinctive, well-developed, definite stop beyond large, round whisker pads
- **Skull (5 points)**
 - Round and massive, forehead rounded with a slight flat plane. Forehead should not slope.
- **Ears (5 points)**
 - Medium-sized, broad at the base, rounded tips. Set far apart, fitting into (without distorting) the rounded contour of the head.
- **Neck (5 points)**
 - Short, thick
- **Eye Shape (5 points)**
 - Large, round, well opened. Set wide apart and level.

Head: Muzzle and Chin – 5/25 Points

- **Muzzle: distinctive, well-developed, definite stop (not to be confused with a nose stop) beyond large, round whisker pads**

Look at the head from the top. How does the muzzle fit into the round?



Nose and upper lip not in line with the chin. Nose stop?

Muzzle protrudes from the round.



Muzzle elongates the round.



Head: Muzzle and Chin – 5/25 Points

- **Muzzle:** distinctive, well-developed, definite stop (not to be confused with a nose stop) beyond large, round whisker pads

Look at the head from the top and front. How does the muzzle fit into the round?




Head: Muzzle and Chin – 5/25 Points

- **Chin:** firm, well-developed, in line with nose and upper lip. Penalize weak chin, such as those below.

Look at the head from the front. Does the chin complete the round?



A Brit with a weak chin may have a droopy muzzle.




Head: Muzzle and Chin – 5/25 Points

- **Chin:** firm, well-developed, in line with nose and upper lip. Below are firm, well-developed chins.

Look at the head from the front. Does the chin complete the round?



A strong chin enhances the muzzle and completes the round.



Head: Muzzle and Chin – 5/25 Points

- The nose is medium, broad. In profile there is a gentle dip. Penalize definite nose stop (break).



A small nose closes the expression.



Eeek, a nose stop!

Head: Skull – 5/25 Points

- Skull is round and massive. Forehead should be rounded with a slight flat plane on the top of the head. The forehead should not slope.

The head structure should shout, "Round !"



No slight flat plane, whispering, "Pointy-headed."



Now, that's round.

Head: Neck – 5/25 Points

- **Neck should be short and thick**

Short and thick



Short and thick



Not thick, a little long, but some allowance for a younger female.



Head: Ears – 5/25 points

- Ears are medium in size, broad at the base, rounded at the tips, set far apart, fitting into, without distorting, the rounded contour of the head.


Look at the back of the head. Do the ears fit into the round of the head?



Set close.



Don't fit the round.



Small and don't fit the round.



Close and a little large.

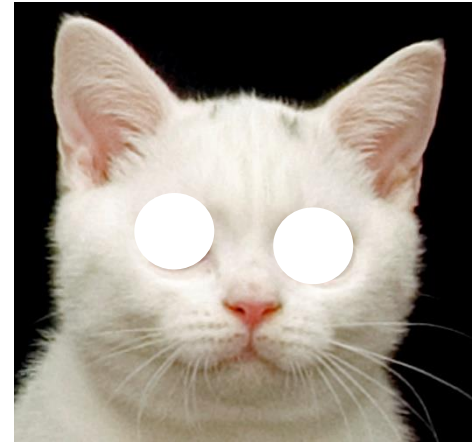


Too narrow at the base.

Head: Ears – 5/25 points

- Ears are medium in size, broad at the base, rounded at the tips, set far apart, fitting into, without distorting, the rounded contour of the head.

Look at the back of the head. Do the ears fit into the round of the head?



Into the head,
not jowls.

Head: Eye Shape – 5/25 Points

- Eyes are large, round, well-opened, set wide apart and level*

Large, round,
well-open, set
apart, level?



Level but small.



Wide-set but not level



Not level.



*Note: The use of the word “level” in the British Shorthair standard is not the same as the Persian standard. The intent that the eyes are on the same plane.

Head: Eye Shape – 5/25 Points

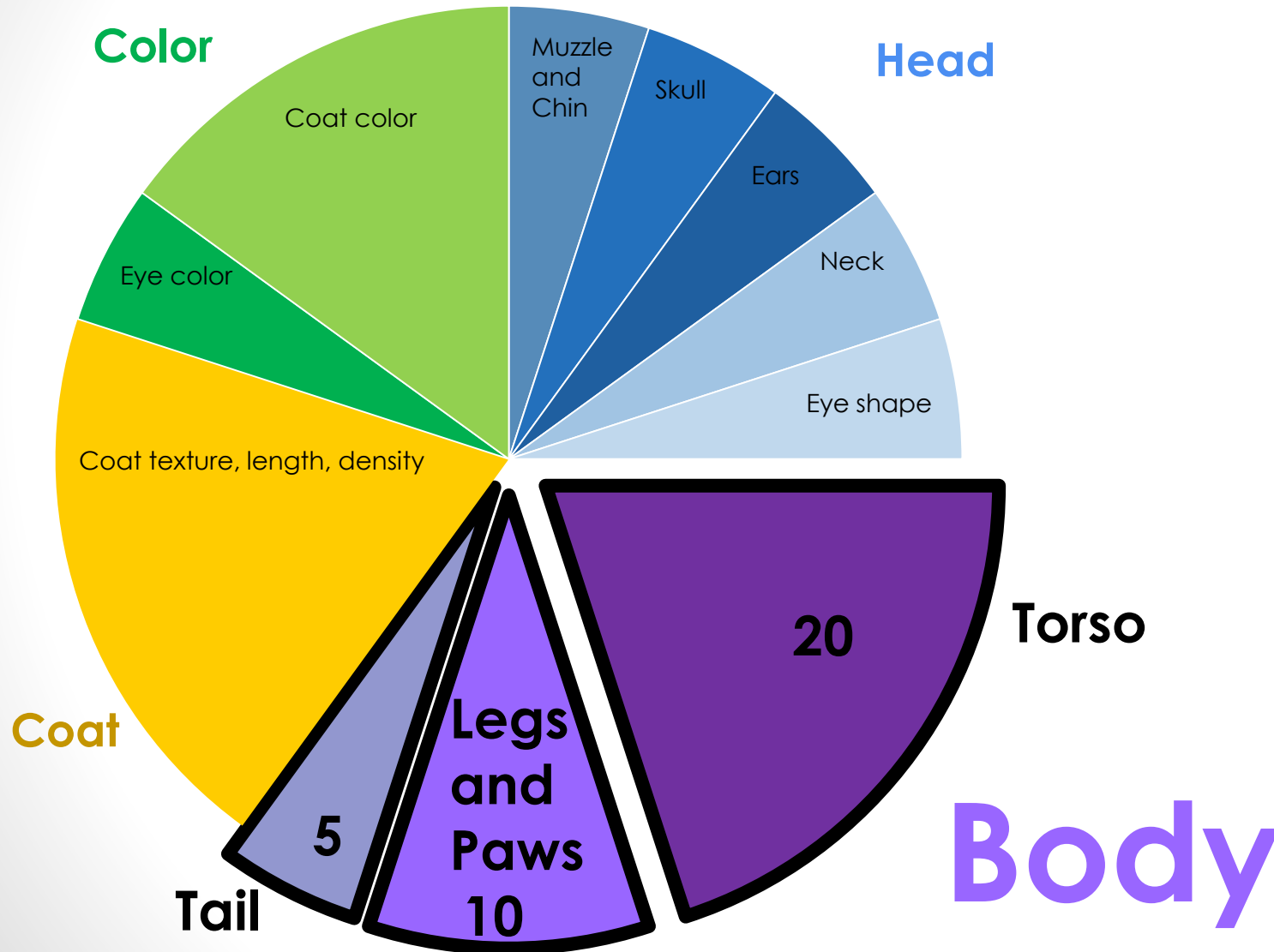
- Eyes are large, round, well-opened, set wide apart and level*

Large, round,
well-open, set
apart, level.



*Note: The use of the word “level” in the British Shorthair standard is not the same as the Persian standard. The intent that the eyes are on the same plane.

Body – 35 Points




Body – 35 Points

- **Torso (20 points)**
 - The Torso is medium to large, well-knit and powerful, level back, deep broad chest. Note: In silhouette, the British Shorthair should be a short rectangle, not the long rectangle of a Maine Coon, nor the square of a Persian.
- **Legs (10 points)**
 - Legs are short to medium, well-boned and strong, in proportion to the body, forelegs are straight. Paws are round and firm.
- **Tail (5 points)**
 - Tail is medium length, in proportion to the body, thicker at the base, tapering slightly to a rounded tip. (5 points)

Body: Torso – 20/35 Points

- The Torso is medium to large, well-knit and powerful, level back, deep broad chest.*

Look for compact, broad, well-knit, good depth of flank -well balanced.



Torso is long and high on legs, likely not balanced.

***Note:** In silhouette, the British Shorthair should be a short rectangle, not the long rectangle of a Maine Coon, nor the square of a Persian.

Body: Torso – 20/35 Points

- The Torso is medium to large, well-knit and powerful, level back, deep broad chest.*



***Note: In silhouette, the British Shorthair should be a short rectangle, not the long rectangle of a Maine Coon, nor the square of a Persian.**

Body: Legs and Paws – 10/35 Points

- Legs are short to medium, well-boned and strong, in proportion to the body, forelegs are straight
- Paws are round and firm.



Body: Tail – 5/35 Points

- Tail is medium length, in proportion to the body, thicker at the base, tapering slightly to a rounded tip.



Body, generally

- Females are less massive in all respects, with males having larger jowls. This breed takes a full 3-5 years to reach full maturity and development. Individuals

should convey an overall impression of balance and proportion in which no feature is exaggerated to foster weakness or extremes.

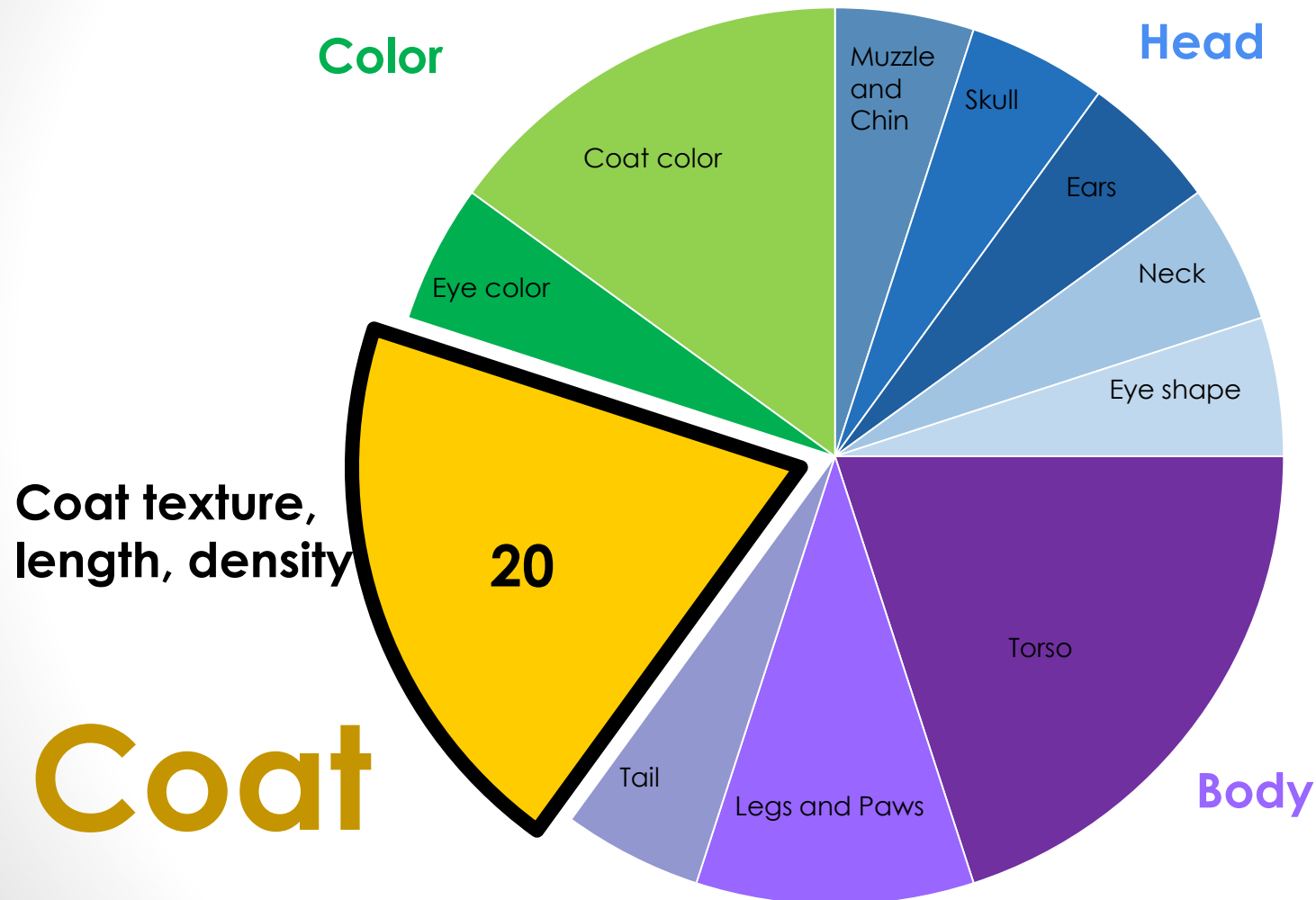


Female



Male

Coat – 20 Points



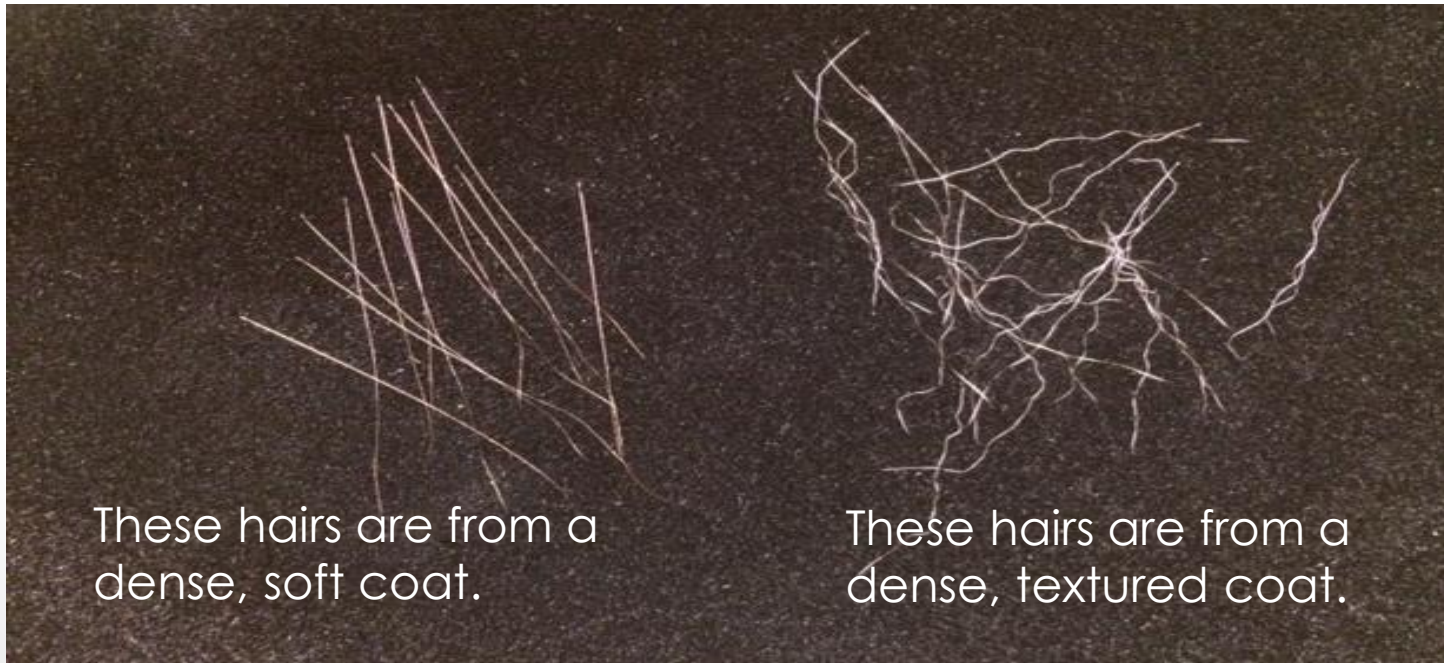
Coat – 20 points

- Coat is judged on Texture, Length and Density
- Although dense, the coat must have texture and should stand away from the body, not lie flat.
- The coat is short, very dense, well-bodied, firm to the touch, not double coated or woolly.
- Compare the coat to velvet or velour. It is firm, yet soft. It has been described as “lively.”
- A soft, dense coat and a textured, less-dense, coat are similarly desirable.
- A longer or shorter textured coat is more desirable.
- A longer or shorter soft coat is less desirable.

	Dense	Longer	Shorter
Soft	Better	Poor	Better
Textured	Best	Better	Better

Coat – 20 points

- Density and Texture must be felt. However, there is visible difference in textured and less-textured coats.
- The coat types illustrated below, both from National Winning cats, were highly praised by judges.
- All other aspects being equal, the textured coat is more desirable.



Color – 20 Points

Color

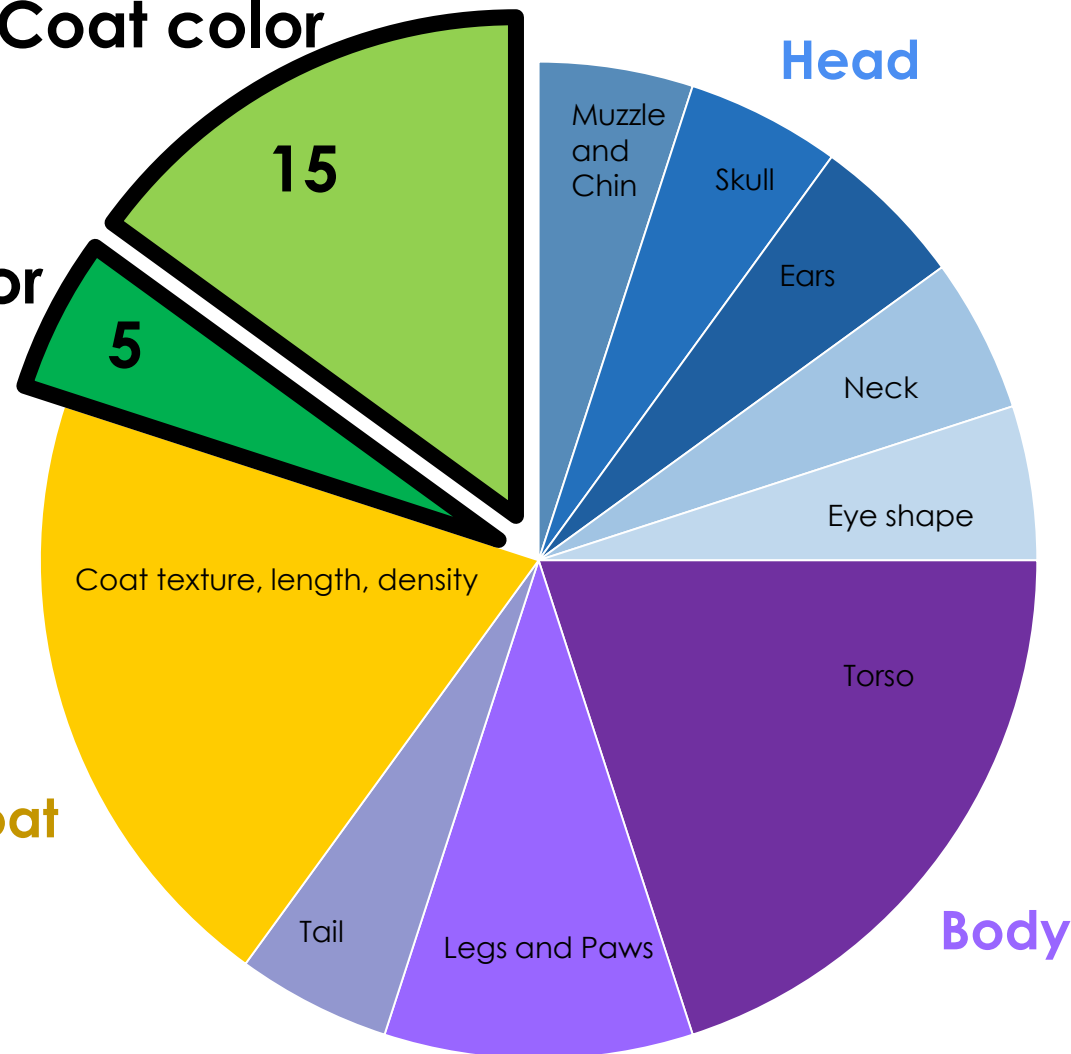
Eye color

Coat color

Coat

Head

Body



Color – 20 Points

- **Eye Color (5 points)**
 - Eye color is gold to copper (except as noted for certain colors), with no difference in points between gold and copper
- **Coat Color (15 points)**
 - Coat color varies by color class. For Blue color: Light to medium blue, lighter shade preferred, with sound medium shade more acceptable than an unsound lighter shade.

	Sound	Unsound
Light Blue	Best	Less Better
Medium Blue	Better	Poor


Color: Eye Color – 5/20 Points

- Eye color is gold to copper (except as noted for certain colors), with no difference in points between gold and copper



Color: Coat Color – 15/20 Points

- Coat color varies by color class. For Blue color : Light to medium blue, lighter shade preferred, with sound medium shade more acceptable than an unsound lighter shade




Note: Shadow tabby markings in (solid color, smoke, shaded, shaded golden, bi-color, or calico) kittens are not a fault.

Solid

- **White, Black, Blue, Red, Cream**
 - Red and cream are most often “Selfs;” their tabby markings fade as adults.



Tabby



Parti-Color & Bi-Color



British Shorthair Penalties

- **Definite nose stop**
- **Over-long or light undercoat**
- **Soft coat**
- **Rangy body**
- **Weak chin**
- **Other penalties as associated with various colors**

British Shorthair Disqualifications

- **Incorrect eye color**
- **Green rims in adults**
- **Tail defects**
- **Longhair or fluffy coat**
- **Incorrect number of toes**
- **Locket or button**
- **Improper color or pigment in nose leather and/or paw pads, in total or part**
- **Any evidence of illness or poor health**
- **Any evidence of wryness of jaw, poor dentition or malocclusion**
- **Evidence of hybridization, resulting in the colors chocolate, lavender, Himalayan pattern, or these in combination with white**
- **Other disqualifications associated with the various colors in the British Shorthair Standard**

Handling British Shorthairs

- **British Shorthairs do not like their legs to dangle. They prefer to stand, rather than be held.**
- **A strong, supportive “full body hold” will often be all it takes to calm an uncertain British Shorthair.**
- **Support the cat’s body lengthwise.**
- **Most British Shorthairs prefer to stand alone on the judging table, showing themselves off to you. They do not show themselves well when held down on the table.**

Handling British Shorthairs

- **British Shorthairs do not like their head tilted back. Using a toy to achieve the head position desired is their desire.**
- **British Shorthairs are built for catching mice rather than birds. Allowing the Brit to focus for a moment on the toy before moving the toy will elicit a better response than a quick flit of the toy.**




British Shorthair Lore

- A British Shorthair was awarded “Best in Show” in the very first cat show, in England in 1871.
- Tracing their history back to the domestic cats of Rome, in England British Shorthairs were valued as barn or street cat. Protected by their dense, water-repellent coats and gifted with hunting prowess and a calm nature, they were a favorite of farm and city-dwellers.
- Some say, British Shorthairs were used for soup during the very difficult days in England during World War II.
- After World War II, British Shorthairs were bred with Persians, to bring back the breed.

British Shorthair Lore (continued)

- The British Shorthair is considered to have been the model for the Cheshire Cat, of Lewis Carroll's *Alice's Adventures in Wonderland*, as the cat with the smile or "grin."



British Shorthair Lore (continued)

- Although British Shorthairs can be found in every color and pattern found in the show hall, they never appear in purple tabby, as the Cheshire Cat in Disney's *Alice in Wonderland*.



Acknowledgements

- This presentation was originally presented by Walter Hutzler at the Judges' Workshop, June 25, 1999, in Sacramento, CA. Erin Vosburgh created the original presentation, with thanks to Drs. Paul and Ginger Meeker; Thora and Scott Hart; Karen and Scott Beyl; Lisa Kamm-Mischel; Jo and Colin Cornwall; Alice, Joe, Kimberly and Doane Huemmer; and Bettijane Myjak.
- The presentation was updated in 2009 by Cathy Dunham, Erin Vosburgh and Barbara Sinbine. In 2016, the presentation was again updated by Cyndy Byrd, with photographic contributions from many of our Breed Council members, and edited by Drs. Ginger and Paul Meeker, Jo and Colin Cornwall, Karen and Scott Beyl, Erin Cutchen and Barbara Sinbine.
- We would like to thank all the professional photographers, for without their dedication to capturing our cats on film and digitally, this project would not be possible.

Questions???????

